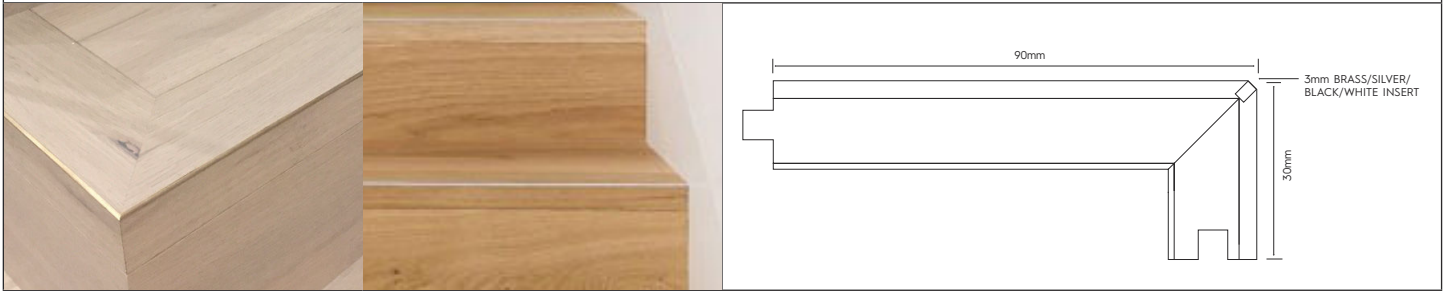


NOSING OPTIONS AND STAIR TYPES

NOSING WITH INSERT

Mitred nosing with brass, silver, black or white insert for mitre protection. Available in all colours and ranges.

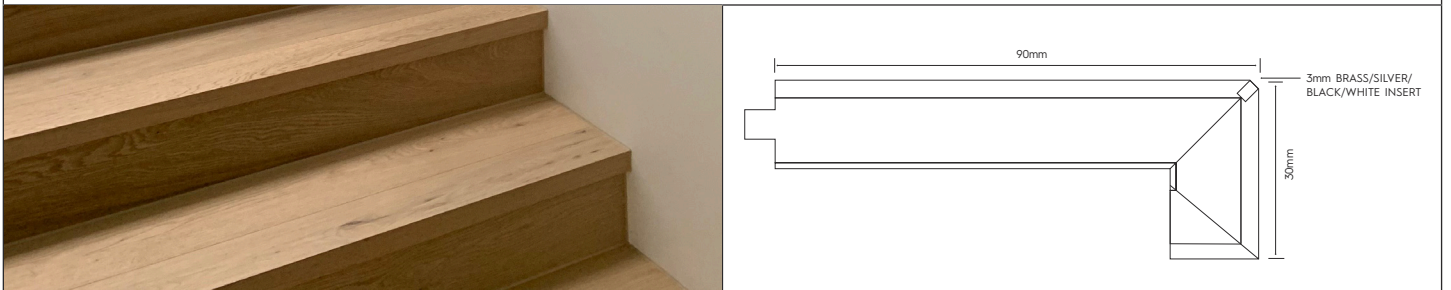
Available Lengths 1800mm. The brass, silver, black or white insert nosings come in slightly longer lengths than 1800mm, but only 1800mm is usable due to the length of the inserts. These nosings are designed to be cut to size on site.



NOSING WITH INSERT AND RETURN

Mitred nosing with brass, silver, black or white insert for mitre protection. Available in all colours and ranges.

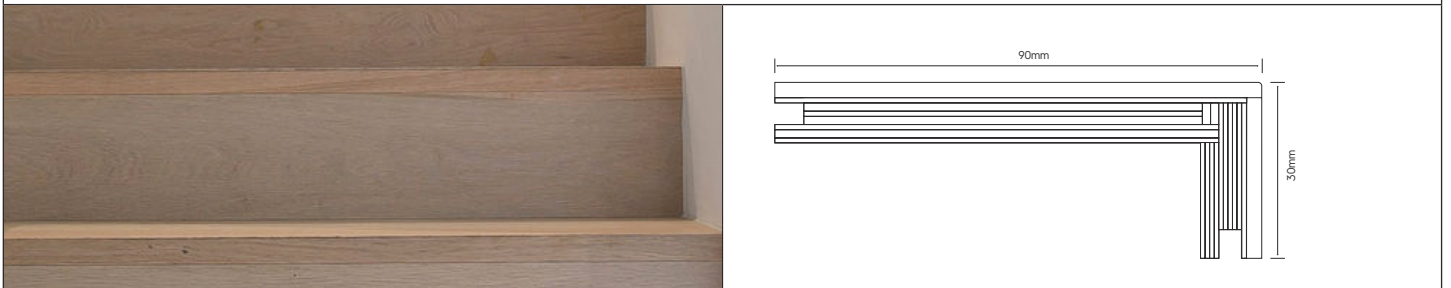
Available Lengths 1800mm. The brass, silver, black or white insert nosings come in slightly longer lengths than 1800mm, but only 1800mm is usable due to the length of the inserts. These nosings are designed to be cut to size on site.



PREMIUM NOSING

Solid-machined nosing with pencil rounded finish. Available in all Premium Range colours.

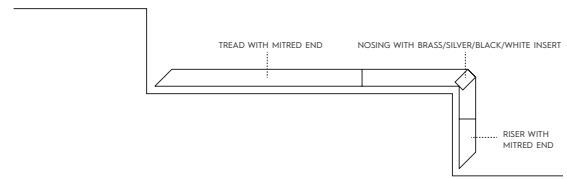
Available Lengths 2200mm. All timber nosings whether they are engineered, mitred or solid and prone to chipping over time. Maintenance is expected.



NOSING OPTIONS AND STAIR TYPES

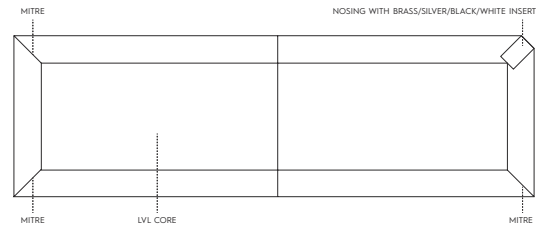
WATERFALL TREAD, RISER & NOSING

Used to create a waterfall effect to one side of the stairs.



PREMIUM TREAD (67MM)

Fully supported treads that can be screwed onto staircase stringers & plates.



TIMBER SLEEVE (FLOATING TREAD)

Generally used as sleeves for floating staircases with cantilevered steel beams.

